

نشاط (١):

ضع خطاً تحت الكلمة المناسبة من بين القوسين .

• قَرَأْتُ ذَلِكَ (فِي) - إِلَى) كِتَابٍ.

• تَحَلَّمُ «عَالِيَةً» أَنْ تَذْهَبَ (فِي) - إِلَى) الْفَصَاءِ.

• هُنَاكَ ثَمَانِيَةٌ كَوَاكِبَ (فِي) - إِلَى) الْمَجْمُوعَةِ الشَّمْسِيَّةِ.

• وَتَمَنَيْتُ أَنْ يَمُرَّ الْوَقْتُ سَرِيعًا وَتَذْهَبَ (فِي) - إِلَى) الْمَدْرَسَةِ.

نشاط (٢):


ارسم دائرة حول الحرف الصحيح .



نشاط (٣) :

٩ علامات استفهام

ابحث عن علامة الاستفهام ولونها .



نشاط (٤) :

دمج المقاطع لتكون كلمات .

أقلام (أق - لا - م)

أحلام (أخ - لا - م)

كتاب (ك - تا - ب)

خيار (خ - يا - ر)

نشاط (٥) :

ارسم دائرة حول الإجابة الصحيحة.



مَا هَذَا؟

مَنْ هَذَا؟

هَلْ هَذَا وُلْدٌ؟

أَيْنَ يَلْعَبُ الْوَلْدُ؟

نشاط (٦):

اكتب بخط جميل.



أنا إنسانٌ مُمَيِّزٌ.




اكتب ذاكروني في البحث وانضم لجروبات ذاكروني  
مع رياض الأطفال للصف الثالث الإعدادي





مركز الشروق التعليمي للنهج المصري

## Activity 7




### WATCHING ME GROW!

يخبر الطفل بصوره من مراحل عمره مختلفه

DIRECTIONS: Paste your three pictures in the circles below.

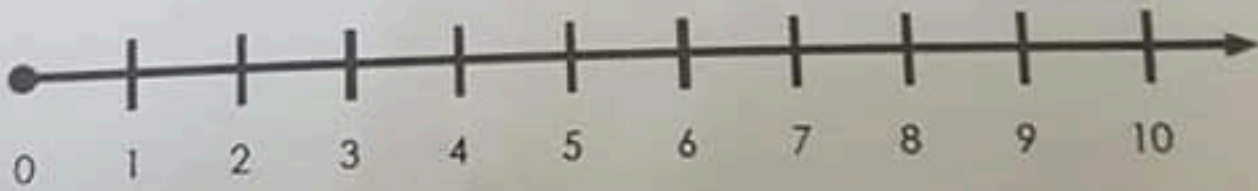
Write the numbers 0 to 3 below.

ويحدد عمرة في  
كل صورة على خط  
الأعداد



0 1 2 3

DIRECTIONS: How old are you in each picture you brought from home? Circle the three ages on the number line.





### الألوان الأساسية

أزرق 

أحمر 

أصفر 

### الألوان المركبة

بنّي 

أخضر 





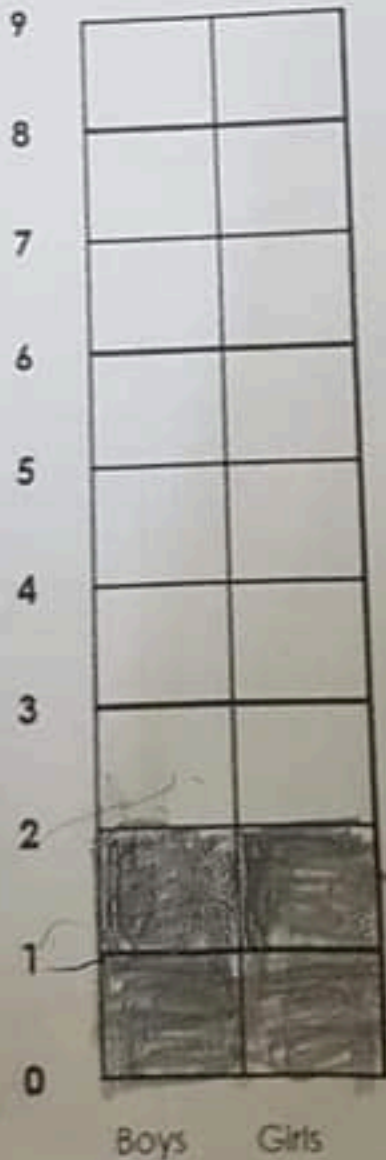
Activity 10

BOYS AND GIRLS IN MY FAMILY

DIRECTIONS: Write the number of boys and girls that are in your family. Use that data to make a bar graph.

	2
--	---

	2
---	---





# Activity 11







مركز الشروق التعليمي للمنج المصري



## IS IT LIVING?

DIRECTIONS: Write yes or no in each box.

Object	Does it grow and change?	Does it need food and water?	Does it need air?	Does it move by itself?	Is it living?
Bird 	yes	yes	yes	yes	yes
Rock 	No	No	No	No	No
Tree 	yes	yes	yes	yes	yes
Slide 	No	No	No	No	No




# Activity 12



مركز الشروق التعليمي للنهج المصري

## TAKE CARE OF THE ENVIRONMENT

DIRECTIONS: Put a red X through the actions that will hurt the environment. Put a green circle around the actions that will help take care of your surroundings. Color the pictures.





مركز الشروق التعليمي للمنهج المصري

Activity 13



DIRECTIONS: Sort the animals by how they move.  
Write the name your favorite animal in each group.

WALK, RUN, HOP	SWIM	FLY
rabbit elephant bear frog camel tiger	dolphin fish whale	parrot butterfly owl bat bee
My favorite animal who walks, runs or hops is	My favorite animal who swims is	My favorite animal who can fly is
rabbit	whale	parrot









مركز الشروق التعليمي للمنهج المصري

Activity 14



 TRAFFIC LIGHTS

DIRECTIONS: Color each circle the correct color.  
Write what the color means on the line.



stop

wait

go



Activity 15



PLANT NEEDS

DIRECTIONS: Color in each of the plant's needs.







مركز الشروق التعليمي للمنهج المصري

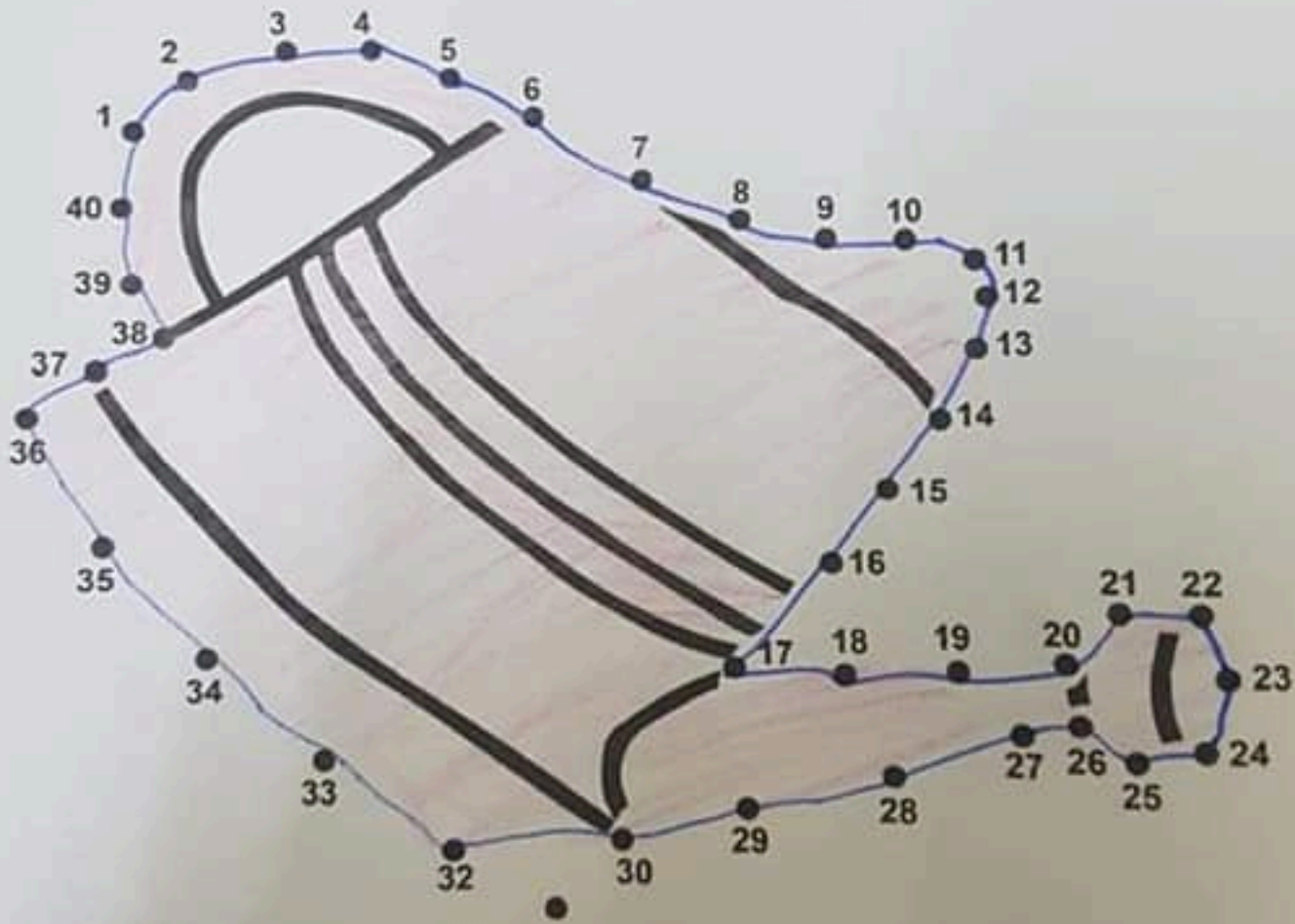
## Activity 16

### CHAPTER 3 : GROWING FOOD IN THE WORLD AROUND US



## DOT-TO-DOT

DIRECTIONS: Connect the dots to find out what is in the picture. Then color in the picture.











مركز الشروق التعليمي للنهج المصري

Activity 17



NEEDS OR WANTS?

Trace each label on the chart below.  
Sort the things that make you happy into the correct columns.

NEEDS	WANTS
 Candy   Sweets   Toys	 water   food   shelter  air







مركز الشروق التعليمي للمنهج المصري

# Activity 18

## CHAPTER 1 HOW GOODS ARE MADE AROUND THE WORLD



### MY DAILY NEED

Fill in the blanks to show your learning.

One good that I use every day is T-shirt.

I guess that my T-shirt is made out of fabric.

It is a clothing type of good.  
(clothing / food / toy / grooming)

I can buy my good at market.  
(grocery store / pharmacy / bookstore / market)

Here is a drawing of my good:





مركز الشروق التعليمي للنهج المصري

### Activity 19



## APPLIANCES

In each box, complete the drawing of an appliance. Then, match each appliance with the correct action.



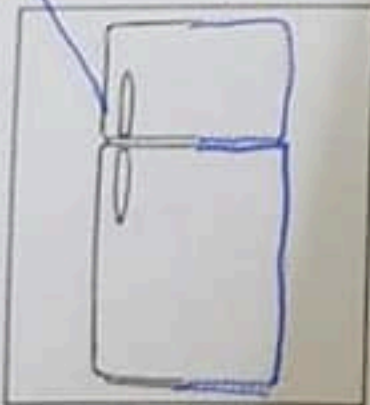
Cool the air

Heat up food

Clean clothes

Keep food cold

Find information





# Activity 20



مركز الشروق التعليمي للمنهج المصري




## MIXED UP WORK

Match the job with the correct place and tools.

PLACE

JOB

TOOL











مركز الشروق التعليمي للنهج المصري

# Activity 21

## CHAPTER 3 BUYING, SELLING, AND SAVING

### LET'S GO SHOPPING WITH NADIA

Circle the good that costs the most. Draw a triangle around the good that costs the least. Choose two goods to buy. Complete the sentences.

 5 LE	 5 LE	 9 LE
 11 LE	 7 LE	 50 LE

I will buy the bread

I will buy the honey

It costs 5 LE

It costs 5 LE

$$\boxed{5} + \boxed{5} = \boxed{10}$$

I need 10 pounds to buy these goods.





مركز الشروق التعليمي للمنهج المصري

## Activity 22

### CHAPTER 1 STORYTELLING

#### SARA BAKES A CAKE

Read the story. Cut out the pictures. Glue the pictures in the order they happened in the story.

Sara is hungry. She decides to bake a cake with her friends. First, Sara gets the ingredients. Next, Sara mixes the ingredients. Then, Sara puts the ingredients in the pan. Sara puts the pan in the oven. The cake smells delicious as it bakes. Sara hears the timer ding. The cake is done. Sara eats the cake with her friends. Yum!

